




**SAN DIEGO SEAL, INC.**

**INDUSTRIAL & MARINE SEALING DEVICES**

## GASKETS



- HIGHEST QUALITY
- STANDARD SIZES
- COMMERCIAL FULL FACE
- NAVY DRILL FULL FACE
- RING
- DIE CUT
- LOW COST TOOLING (IF NEEDED)
- CUSTOM CUT TO CUSTOMERS SPECIFICATIONS-GASKETS CAN BE FABRICATED BASED ON DRAWINGS OR SAMPLES
- SMALL & LARGE SIZES
- LOW & HIGH VOLUME CAPABILITIES
- VARIETY OF STANDARD PIPE FLANGE GASKETS IN STOCK

### NON METALLIC

- NON ASBESTOS
- ALL RUBBER COMPOUNDS
- GRAPHITE
- PTFE
- MANY MORE MATERIALS IN STOCK

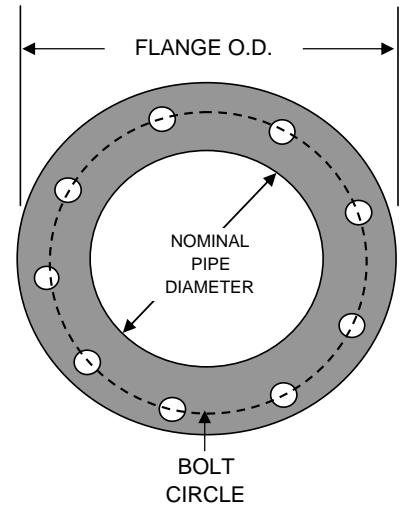
### METALLIC

- SPIRAL WOUND GASKETS
- VARIETY OF METALS
- METAL JACKETED
- CORRUGATED METAL
- HEAT EXCHANGER
- BOILER



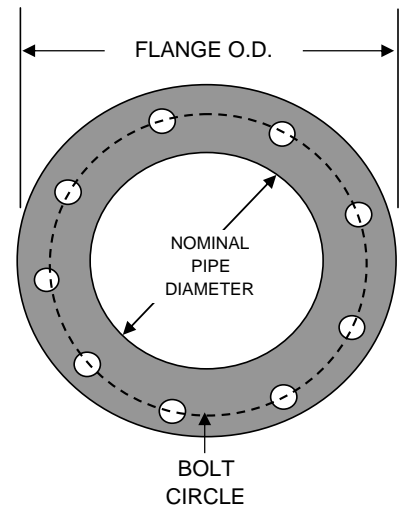
**FULL FACE GASKET DIMENSION CHART - 150LB. COMMERCIAL DRILL**

Nominal Pipe Size	FLANGE O.D.	Bolt Circle	Number of Bolt Holes	Diameter of Bolt Holes
1/2"	3 1/2"	2 3/8"	4	5/8"
3/4"	3 7/8"	2 3/4"	4	5/8"
1"	4 1/4"	3 1/8"	4	5/8"
1 1/4"	4 5/8"	3 1/2"	4	5/8"
1 1/2"	5"	3 7/8"	4	5/8"
2"	6"	4 3/4"	4	3/4"
2 1/2"	7"	5 1/2"	4	3/4"
3"	7 1/2"	6"	4	3/4"
3 1/2"	8 1/2"	7"	8	3/4"
4"	9"	7 1/2"	8	3/4"
5"	10"	8 1/2"	8	7/8"
6"	11"	9 1/2"	8	7/8"
8"	13 1/2"	11 3/4"	8	7/8"
10"	16"	14 1/4"	12	1"
12"	19"	17"	12	1"
14"	21"	18 3/4"	12	1 1/8"
16"	23 1/2"	21 1/4"	16	1 1/8"
18"	25"	22 3/4"	16	1 1/4"
20"	27 1/2"	25"	20	1 1/4"
22"	29 1/2"	27 1/4"	20	1 3/8"
24"	32"	29"	20	1 3/8"
26"	34 1/4"	31 3/4"	24	1 3/8"
28"	36 1/2"	34"	28	1 3/8"
30"	38 3/4"	36"	28	1 3/8"
32"	41 3/4"	38 1/2"	28	1 5/8"
34"	43 3/4"	40 1/2"	32	1 5/8"
36"	46"	42 3/4"	32	1 5/8"
38"	48 3/4"	45 1/4"	32	1 5/8"
40"	50 3/4"	47 1/4"	36	1 5/8"
42"	53"	49 1/4"	36	1 5/8"
44"	55 1/4"	51 3/4"	40	1 5/8"
46"	57 1/4"	53 3/4"	40	1 5/8"
48"	59 1/2"	56"	44	1 5/8"



**FULL FACE GASKET DIMENSION CHART - 300LB. COMMERCIAL DRILL**

Nominal Pipe Size	FLANGE O.D.	Bolt Circle	Number of Bolt Holes	Diameter of Bolt Holes
1"	4 7/8"	3 1/2"	4	3/4"
1 1/4"	5 1/4"	3 7/8"	4	3/4"
1 1/2"	6 1/8"	4 1/2"	4	7/8"
2"	6 1/2"	5"	8	3/4"
2 1/2"	7 1/2"	5 7/8"	8	7/8"
3"	8 1/4"	6 5/8"	8	7/8"
3 1/2"	9"	7 1/4"	8	7/8"
4"	10"	7 7/8"	8	7/8"
5"	11"	9 1/4"	8	7/8"
6"	12 1/2"	10 5/8"	12	7/8"
8"	15"	13"	12	1"
10"	17 1/2"	15 1/4"	16	1 1/8"
12"	20 1/2"	17 3/4"	16	1 1/4"
14"	23"	20 1/4"	20	1 1/4"
16"	25 1/2"	22 1/2"	20	1 3/8"
18"	28"	24 3/4"	24	1 3/8"
20"	30 1/2"	27"	24	1 3/8"
22"	33"	29 1/4"	24	1 5/8"
24"	36"	32"	24	1 5/8"
26"	38 1/4"	34 1/2"	28	1 7/8"
28"	40 3/4"	37"	28	1 7/8"
30"	43"	39 1/4"	28	1 7/8"
32"	45 1/4"	41 1/2"	28	1 7/8"
34"	47 1/2"	43 1/2"	28	1 7/8"
36"	50"	46"	32	2 1/8"
38"	52 1/4"	48"	32	2 1/8"
40"	54 1/2"	50 1/4"	36	2 1/8"
42"	57"	52 3/4"	36	2 1/8"
44"	59 1/4"	55"	36	2 1/8"
46"	61 1/2"	57 1/4"	40	2 1/8"
48"	65"	60 3/4"	40	2 1/8"
46"	57 1/4"	53 3/4"	40	1 5/8"
48"	59 1/2"	56"	44	1 5/8"



**FULL FACE GASKET DIMENSION CHART - 150 LB. NAVY DRILL**

Nominal Pipe Size	FLANGE O.D.	BOLT CIRCLE	Number of Bolt Holes	Diameter of Bolt Holes
1/2"	3 9/16"	2 7/16"	3	9/16"
3/4"	3 13/16"	2 11/16"	4	9/16"
1"	4 1/4"	3 1/8"	4	9/16"
1 1/4"	4 1/2"	3 3/8"	4	9/16"
1 1/2"	5 1/16"	3 15/16"	6	9/16"
2"	5 9/16"	4 7/16"	6	9/16"
2 1/2"	6 1/8"	5"	6	9/16"
3"	6 5/8"	5 1/2"	8	9/16"
3 1/2"	7 3/16"	6 1/16"	8	9/16"
4"	7 11/16"	6 9/16"	8	9/16"
5"	9 1/16"	7 13/16"	10	11/16"
6"	10 1/8"	8 7/8"	12	11/16"
8"	12 3/8"	11 1/16"	14	11/16"
10"	15"	13 7/16"	15	13/16"
12"	17 5/8"	16 1/16"	18	13/16"
14"	19 1/8"	17 3/8"	19	15/16"
16"	21 3/16"	19 7/8"	20	15/16"
18"	23 1/4"	21 1/2"	22	15/16"
20"	25 13/16"	23 13/16"	24	1 1/16"
22"	27 7/8"	25 7/8"	26	1 1/16"
24"	30"	28"	28	1 1/16"
26"	32 9/16"	30 5/16"	30	1 3/16"
28"	34 11/16"	32 7/16"	32	1 3/16"
30"	36 13/16"	34 9/16"	35	1 3/16"
32"	39"	36 3/4"	36	1 3/16"
34"	41"	38 3/4"	36	1 3/16"
36"	43 7/8"	41 3/8"	36	1 5/16"
38"	46 1/8"	43 3/8"	36	1 5/16"
40"	48 1/8"	45 3/8"	36	1 5/16"
42"	50 1/4"	47 3/4"	38	1 5/16"
46"	54 1/2"	52"	40	1 5/16"
46"	57 1/4"	53 3/4"	40	1 5/8"
48"	59 1/2"	56"	44	1 5/8"

