



**SAN DIEGO SEAL, INC.**

**INDUSTRIAL & MARINE SEALING DEVICES**

## EXPANSION JOINTS


### STYLES

- SINGLE WIDE ARCH
- DOUBLE WIDE ARCH
- TRIPLE WIDE ARCH
- REDUCER TYPE
- FAN/DUCT CONNECTORS
- PTFE LINED
- MOLDED PTFE
- METAL BELLOWS
- BRAIDED METAL
- FLANGED PIPE CONNECTORS



### MATERIALS

- NEOPRENE
- EPDM
- PURE GUM
- BUNA-N®
- VITON®
- HYPALON®
- FOOD GRADE
- AND MANY MORE...





**SAN DIEGO SEAL, INC.**

**INDUSTRIAL & MARINE SEALING DEVICES**

7635 RONSON ROAD • SAN DIEGO, CA 92111 • TEL: 858-278-3270 • FAX: 858-278-2950  
E-MAIL: sales@sandiegoseal.com • VISIT US AT: www.sandiegoseal.com

## RUBBER EXPANSION JOINTS

STYLE 150  
Expansion Joints




- The heavy duty proven "industry work horse"
- Time tested performer
- Fabric and steel reinforced
- Constructed for maximum strength and reliability.
- Available in multi-arch, taper, offset and special constrictions
- For pressure and vacuum

STYLE 1000  
Expansion Joints



- Heavy duty
- Double arc movement with single wide arch
- reduced movement forces
- Fabric and steel reinforced
- Suitable for pressures up to 200 PSI and vacuum service
- Available in multi-arch, offset and special constructions

STYLE 189  
Expansion Joints




- Lightweight construction
- Low spring rate forces
- Can be built to handle temperatures up to 350°F
- Less force to move; allows maximum movements
- Available in multi-arch, taper, offset and for high temperature applications

STYLE 200(XL)  
Expansion Joints



- Extra - reinforced carcass
- For pressures to 300 PSI
- Available in high temperature constructions suitable for temperatures to 400°F
- Available in multiple arch, taper, offset and special constructions

STYLE 800  
Expansion Joints



- Minimizes water hammer and hydraulic shock
- Less force to move; allows maximum movements
- "All-in-one" design eliminates the need for retaining rings
- Also available in two arch design (Twin-Sphere) for greater movement capabilities

STYLE 1100  
Expansion Joints



- Heavy duty
- Self-Flushing
- Highly resistant to chemical and abrasion
- Available in a wide variety of elastomers
- Suitable for Vacuum service to 26" mercury

**STYLE 600**

Expansion Joints

**"RADI-FLEX"  
ELBOW EJ**

Expansion Joints

**STYLE 802**



- Designed to absorb thermal movements and sound vibrations
- Liners and insulation can allow temperatures to 500°F
- Available in multiple arch, taper, offset and special constructions
- Custom Drilled or un-drilled



- Designed to reduce noise and vibration
- Flexibility prevents damage
- spiraled steel wire embedded from flange to flange for extra strength.



Available to 20" Diameter  
The twin-sphere 802 comes with steel 150lb. ASA drilled flanges, which float to provide easy installation and center root ring to meet PSI shown

**DURA-PERM**

Expansion Joints

**STYLES 3150 & 3250**

**STYLES 2150 & 2250**



- The excellent chemical resistance of Teflon® combined with the flexibility of rubber
- Thermal Stability
- Anti-stick properties
- Available in multiple arch, taper, offset and special constructions



**UNAFLEX® "SUPER-QUIET" Styles 3150 and 3250 Vibration and Sound Absorbers** are designed with molded rubber flanged ends with bolt holes that accommodate standard steel flanges. They are furnished with or without helical wire reinforcement. Special tubes can be compounded to meet unique service conditions in either suction or discharge



**Unaflex® "Super-Quiet" styles 2150 and 2250 Vibration and Sound Absorbers** are specially designed lengths of rubber pipe with factory attached ferrules for pipes and other connections involving standard IPT. They eliminate vibration between pump and pipe line either for suction or discharge.



***SAN DIEGO SEAL, INC.***

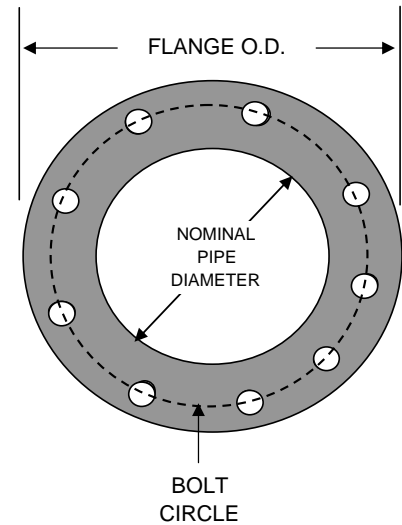
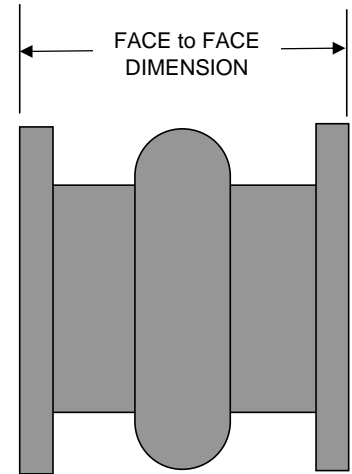
7635 RONSON ROAD • SAN DIEGO, CALIFORNIA 92111

TEL: 858-278-3270 • FAX: 858-278-2950

E-MAIL: sales@sandiegoseal.com • VISIT US AT: www.sandiegoseal.com

## EXPANSION JOINT DIMENSION CHART - 150 LB. COMMERCIAL DRILL

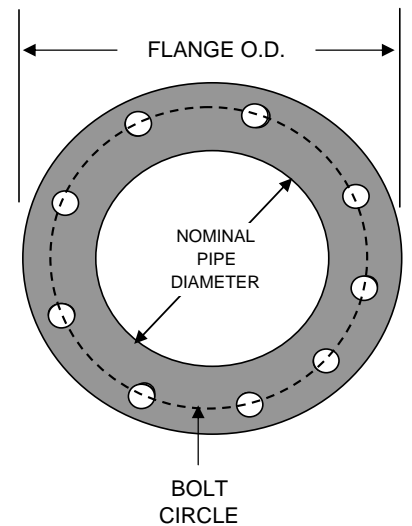
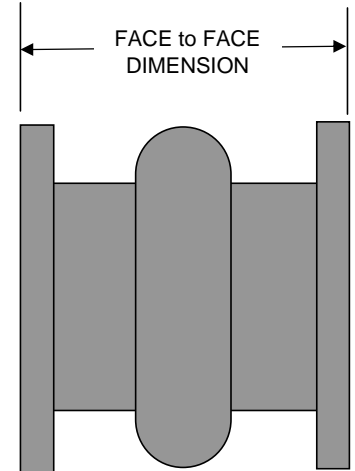
Nominal Pipe Size	*FACE to FACE	FLANGE O.D.	Bolt Circle	Number of Bolt Holes	Diameter of Bolt Holes
1/2"	6	3 1/2"	2 3/8"	4	5/8"
3/4"	6	3 7/8"	2 3/4"	4	5/8"
1"	6	4 1/4"	3 1/8"	4	5/8"
1 1/4"	6	4 5/8"	3 1/2"	4	5/8"
1 1/2"	6	5"	3 7/8"	4	5/8"
2"	6-8-10-12	6"	4 3/4"	4	3/4"
2 1/2"	6-8-10-12	7"	5 1/2"	4	3/4"
3"	6-8-10-12	7 1/2"	6"	4	3/4"
3 1/2"	6-8-10-12	8 1/2"	7"	8	3/4"
4"	6-8-10-12	9"	7 1/2"	8	3/4"
5"	6-8-10-12	10"	8 1/2"	8	7/8"
6"	6-8-10-12	11"	9 1/2"	8	7/8"
8"	6-8-10-12	13 1/2"	11 3/4"	8	7/8"
10"	6-8-10-12	16"	14 1/4"	12	1"
12"	6-8-10-12	19"	17"	12	1"
14"	8-10-12	21"	18 3/4"	12	1 1/8"
16"	8-10-12	23 1/2"	21 1/4"	16	1 1/8"
18"	8-10-12	25"	22 3/4"	16	1 1/4"
20"	8-10-12	27 1/2"	25"	20	1 1/4"
22"	10-12	29 1/2"	27 1/4"	20	1 3/8"
24"	10-12	32"	29"	20	1 3/8"
26"	10-12	34 1/4"	31 3/4"	24	1 3/8"
28"	10-12	36 1/2"	34"	28	1 3/8"
30"	10-12	38 3/4"	36"	28	1 3/8"
32"	10-12	41 3/4"	38 1/2"	28	1 5/8"
34"	10-12	43 3/4"	40 1/2"	32	1 5/8"
36"	10-12	46"	42 3/4"	32	1 5/8"
38"	10-12	48 3/4"	45 1/4"	32	1 5/8"
40"	10-12	50 3/4"	47 1/4"	36	1 5/8"
42"	10-12	53"	49 1/4"	36	1 5/8"
44"	10-12	55 1/4"	51 3/4"	40	1 5/8"
46"	10-12	57 1/4"	53 3/4"	40	1 5/8"
48"	10-12	59 1/2"	56"	44	1 5/8"



\*STANDARD FACE TO FACE DIMENSIONS  
 IF SIZE OTHER THAN ON CHART PLEASE CONTACT SALES

## EXPANSION JOINT DIMENSION CHART - 300 LB. COMMERCIAL DRILL

Nominal Pipe Size	*FACE to FACE	FLANGE O.D.	Bolt Circle	Number of Bolt Holes	Diameter of Bolt Holes
1"	6	4 7/8"	3 1/2"	4	3/4"
1 1/4"	6	5 1/4"	3 7/8"	4	3/4"
1 1/2"	6	6 1/8"	4 1/2"	4	7/8"
2"	6	6 1/2"	5"	8	3/4"
2 1/2"	6	7 1/2"	5 7/8"	8	7/8"
3"	6-8-10-12	8 1/4"	6 5/8"	8	7/8"
3 1/2"	6-8-10-12	9"	7 1/4"	8	7/8"
4"	6-8-10-12	10"	7 7/8"	8	7/8"
5"	6-8-10-12	11"	9 1/4"	8	7/8"
6"	6-8-10-12	12 1/2"	10 5/8"	12	7/8"
8"	6-8-10-12	15"	13"	12	1"
10"	6-8-10-12	17 1/2"	15 1/4"	16	1 1/8"
12"	6-8-10-12	20 1/2"	17 3/4"	16	1 1/4"
14"	8-10-12	23"	20 1/4"	20	1 1/4"
16"	8-10-12	25 1/2"	22 1/2"	20	1 3/8"
18"	8-10-12	28"	24 3/4"	24	1 3/8"
20"	8-10-12	30 1/2"	27"	24	1 3/8"
22"	10-12	33"	29 1/4"	24	1 5/8"
24"	10-12	36"	32"	24	1 5/8"
26"	10-12	38 1/4"	34 1/2"	28	1 7/8"
28"	10-12	40 3/4"	37"	28	1 7/8"
30"	10-12	43"	39 1/4"	28	1 7/8"
32"	10-12	45 1/4"	41 1/2"	28	1 7/8"
34"	10-12	47 1/2"	43 1/2"	28	1 7/8"
36"	10-12	50"	46"	32	2 1/8"
38"	10-12	52 1/4"	48"	32	2 1/8"
40"	10-12	54 1/2"	50 1/4"	36	2 1/8"
42"	10-12	57"	52 3/4"	36	2 1/8"
44"	10-12	59 1/4"	55"	36	2 1/8"
46"	10-12	61 1/2"	57 1/4"	40	2 1/8"
48"	10-12	65"	60 3/4"	40	2 1/8"

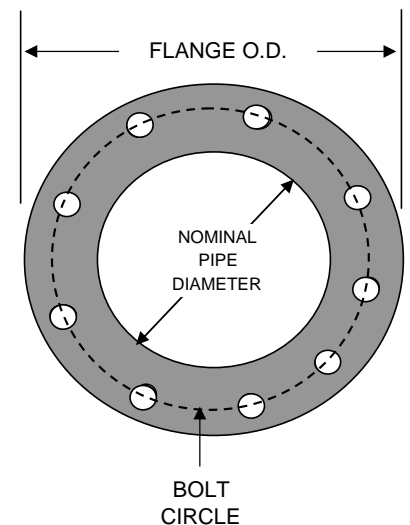
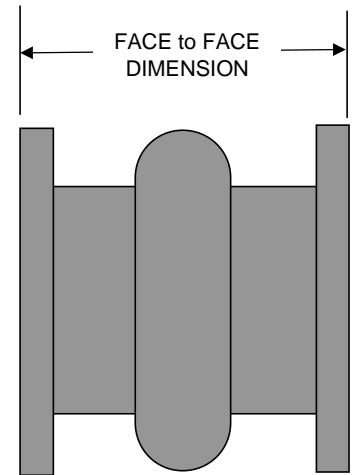


\*STANDARD FACE TO FACE DIMENSIONS  
 IF SIZE OTHER THAN ON CHART PLEASE CONTACT SALES

7635 RONSON ROAD • SAN DIEGO, CA 92111 • TEL: 858-278-3270 • FAX: 858-278-2950  
E-MAIL: sales@sandiegoseal.com • VISIT US AT: www.sandiegoseal.com

### EXPANSION JOINT DIMENSION CHART - NAVY DRILL

Nominal Pipe Size	*FACE to FACE	FLANGE O.D.	BOLT CIRCLE	Number of Bolt Holes	Diameter of Bolt Holes
1/2"	6	3 9/16"	2 7/16"	3	9/16"
3/4"	6	3 13/16"	2 11/16"	4	9/16"
1"	6	4 1/4"	3 1/8"	4	9/16"
1 1/4"	6	4 1/2"	3 3/8"	4	9/16"
1 1/2"	6	5 1/16"	3 15/16"	6	9/16"
2"	6-8-10-12	5 9/16"	4 7/16"	6	9/16"
2 1/2"	6-8-10-12	6 1/8"	5"	6	9/16"
3"	6-8-10-12	6 5/8"	5 1/2"	8	9/16"
3 1/2"	6-8-10-12	7 3/16"	6 1/16"	8	9/16"
4"	6-8-10-12	7 11/16"	6 9/16"	8	9/16"
5"	6-8-10-12	9 1/16"	7 13/16"	10	11/16"
6"	6-8-10-12	10 1/8"	8 7/8"	12	11/16"
8"	6-8-10-12	12 3/8"	11 1/16"	14	11/16"
10"	6-8-10-12	15"	13 7/16"	15	13/16"
12"	6-8-10-12	17 5/8"	16 1/16"	18	13/16"
14"	8-10-12	19 1/8"	17 3/8"	19	15/16"
16"	8-10-12	21 3/16"	19 7/8"	20	15/16"
18"	8-10-12	23 1/4"	21 1/2"	22	15/16"
20"	8-10-12	25 13/16"	23 13/16"	24	1 1/16"
22"	10-12	27 7/8"	25 7/8"	26	1 1/16"
24"	10-12	30"	28"	28	1 1/16"
26"	10-12	32 9/16"	30 5/16"	30	1 3/16"
28"	10-12	34 11/16"	32 7/16"	32	1 3/16"
30"	10-12	36 13/16"	34 9/16"	35	1 3/16"
32"	10-12	39"	36 3/4"	36	1 3/16"
34"	10-12	41"	38 3/4"	36	1 3/16"
36"	10-12	43 7/8"	41 3/8"	36	1 5/16"
38"	10-12	46 1/8"	43 3/8"	36	1 5/16"
40"	10-12	48 1/8"	45 3/8"	36	1 5/16"
42"	10-12	50 1/4"	47 3/4"	38	1 5/16"
46"	10-12	54 1/2"	52"	40	1 5/16"



\*STANDARD FACE TO FACE DIMENSIONS  
IF SIZE OTHER THAN ON CHART PLEASE CONTACT SALES